



BENTZ BOATS

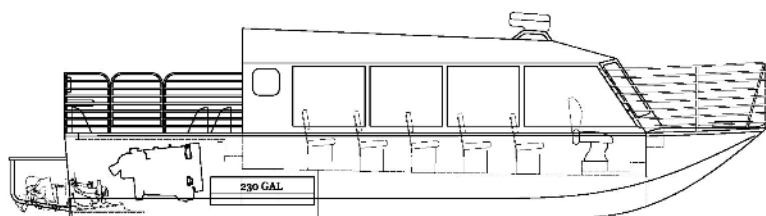
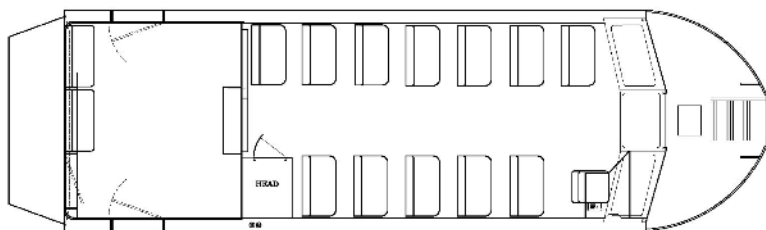
613 BRYDEN AVE. #394
Lewiston ID. 83501
Phone: (208) 746-7035
Fax: (208) 750-0037
bentzboats@bentzboats.com
www.bentzboats.com

Plant Location – 155 Southport



"M/V k'eet"

The "s'eeek" is designed for the whale watching tours offered in the Juneau, Alaska area. With passenger seating for 24 inside the cabin space and additional 4 passengers on the aft deck. Full railing systems for both the bow and aft deck allow passengers to spread out for viewing opportunities. An onboard head provides passenger comfort while on the tour plus large side windows and forward facing seating allows for great views of the surrounding area. Full US Coast Guard life saving equipment comes standard including an IBA and EPIRB ensuring passenger safety. The Cummins engines and Hamilton jets gets the boat to the whales quickly giving more time for viewing and pictures. Full electronics allow for precise navigation when the SE Alaska weather turns bad.




Bentz Boats has set the standard for quality and innovation for over 40 years. Since our 1st aluminum jetboat boat built in 1970 we have developed superior quality, efficient and agile handling boats. Through years of personal and commercial use, customer feedback and innovative designs, Bentz Boats has acquired a domestic and international clientele not only for our superior boat design but also our commitment to quality. Attention to detail and a high quality build standard makes Bentz Boats extremely tough with a high degree of impact resistance and helps ensure that each boat operates with a minimum of maintenance.

Bentz pioneered features include the sled shaped bow, forward and center pilot station, short stroke mechanical stick steering and delta pad bottom. These features contribute to our boats' superior handling, quick planing and shallow running capabilities.

SPECIFICATIONS

Owner: Juneau Tours
Vessel Name: k'eet
Commercial
Home Port: Juneau, Alaska
Designer: Bryan Bentz
Builder: Bentz Boats, LLC
Construction Material: Aluminum
Length: 35'-0"
Bottom: 9'
Beam: 11'
Engines: 2-Cummins QSB5.9, 425 hp
Jet Units: 2-Hamilton 274
Maximum Speed: ~ 45 knots
Cruising Speed: ~ 32-35 knots
Fuel: 230 Gallon Diesel
Range: ~300 miles
Passengers: 28 plus 2 crew
Stability: Exposed Waters

Often Imitated, Never Duplicated



BENTZ BOATS

613 BRYDEN AVE. #394
Lewiston ID. 83501
Phone: (208) 746-7035
Fax: (208) 750-0037
bentzboats@bentzboats.com
www.bentzboats.com

Plant Location – 155 Southport



Often Imitated, Never Duplicated